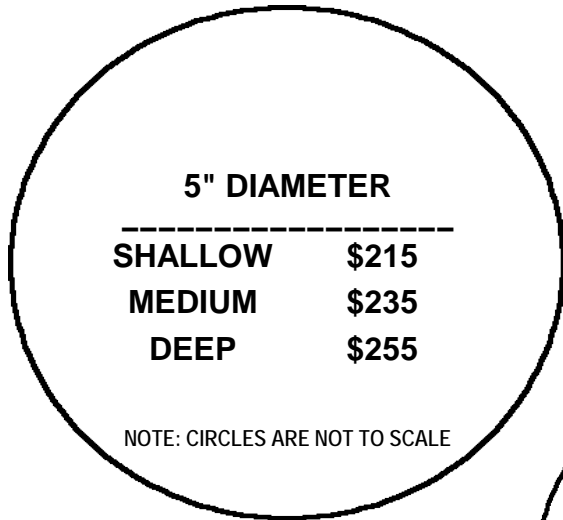


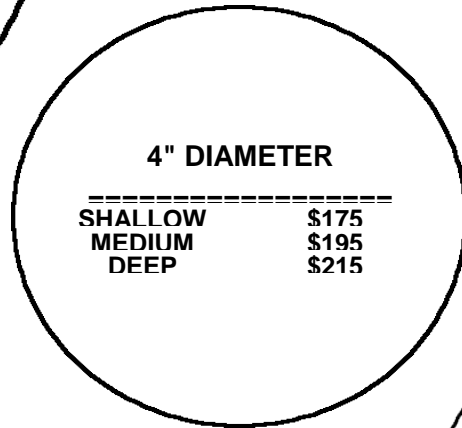
ULTRA DENT ESTIMATOR

www.ULTRAAUTORECON.com



NOTE: CIRCLES ARE NOT TO SCALE

FOR DENTS LARGER THAN 5.0" DIAMETER E-MAIL A FEW CLEAR PHOTOS AT APPROXIMATELY 45.0° ANGLE OF DENT TO: steve@ultradenttools.com



ADD \$25 TRAVEL CHARGE FOR MOBILE SERVICE

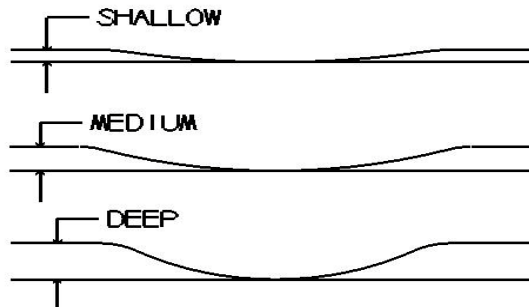
CUT OUT 5 CIRCLES: 1", 2", 3", 4" AND 5" DIAMETERS OUT OF THIN CARDBOARD. THESE WILL BE THE GAGES FOR MEASURING THE DENTS.

FOR MULTIPLE DENTS PER PANEL OR MULTIPLE PANELS PER CAR USE THE CHART TO ESTIMATE EACH DENT THEN DEDUCT 25% FROM TOTAL FOR MULTIPLE DENTS PER PANEL. DEDUCT 25% FROM TOTALS OF EACH PANEL FOR MULTIPLE PANELS.

DENTS LARGER THAN 5" SHOULD BE CONSIDERED BODY SHOP SIZED DENTS. IF DENT IS REPAIRABLE WITH PDR CHARGE 50% OF CONVENTIONAL BODY SHOP REPAIR PRICE.

MODIFY ESTIMATE FOR:

1. SHARP DENT ADD 25%
2. CREASED DENT ADD 25%
3. ALUMINUM PANEL ADD 25% TO PANEL
4. HARD ACCESS ADD 25%
5. BODY LINE DENT ADD 25%
6. R&I DOOR PANELS ADD \$25
7. R&I HEADLINERS ADD \$50 TO \$125



(EXAMPLES OF DENT DEPTH MEASUREMENT)

ESTIMATING DENTS REQUIRES THE IDENTIFICATION OF TWO THINGS: THE IMPACT AREA AND THE REPERCUSSION AREA. THE IMPACT AREA IS IDENTIFIED BY LOOKING STRAIGHT INTO THE DENT. THE REPERCUSSION AREA IS IDENTIFIED BY GUN SIGHTING DOWN THE PANEL. THE IMPACT AREA MAY SEEM LIKE THE SIZE OF A QUARTER BUT WHEN YOU GUNSIGHT THE PANEL THE REPERCUSSION AREA IS USUALLY TWICE THE SIZE AND CAN EITHER BE HIGH OR LOW BUT IS STILL PART OF THE DAMAGED AREA.

TO ESTIMATE THE DENT SIZE PLACE THE SMALLEST POSSIBLE CIRCLE OVER THE DENT THAT FULLY COVERS THE DENT AND DENT REPERCUSSION AREA. IF THE CIRCLE COVERS THE DENT COMPLETELY WITHOUT SEEING ANY DAMAGE BEYOND THE CIRCLE THEN THAT IS YOUR DIAMETER FOR THE ESTIMATE.

DENTS THAT ARE WITHIN 1/2" OF THE DAMAGED PANEL EDGE ARE USUALLY NOT REPAIRABLE WITH PDR

